



**MEHR  
ERFAHREN**



**TRAINING**

Haupt-/Mittelschule

Englisch 9. Klasse

**STARK**

# Inhalt

Vorwort

<b>Topics and tasks</b> .....	1
<b>Topic 1:</b> <b>Reading:</b> <i>Carnivals around the world</i> .....	2
<b>Language</b> .....	5
<b>Grammar:</b> Steigerung von Adjektiven .....	6
Vergleich von Adjektiven .....	7
<b>Text Production:</b> Sprachliche Mittel: Wie drückst du deine Meinung aus? Wie bittest du um etwas? .....	8
<b>Topic 2:</b> <b>Reading:</b> <i>Global Warming</i> .....	11
<b>Language</b> .....	14
<b>Grammar:</b> <i>Will-future</i> – Die Zukunft mit <i>will</i> .....	17
<b>Text Production</b> .....	20
<b>Topic 3:</b> <b>Reading:</b> <i>Beef in Fries?</i> .....	21
<b>Language</b> .....	24
<b>Grammar:</b> <i>Personal and possessive pronouns</i> – persönliche und besitzanzeigende Fürwörter .....	26
<i>Reflexive pronouns</i> – rückbezügliche Fürwörter .....	27
<b>Text Production</b> .....	28
<b>Topic 4:</b> <b>Reading:</b> <i>Star Problem</i> .....	30
<b>Language</b> .....	34
<b>Grammar:</b> <i>Simple past</i> – Die 1. Vergangenheit .....	35
<b>Text Production:</b> Sprachliche Mittel: Wie drückst du eigene Gefühle aus? .....	39
<b>Topic 5:</b> <b>Reading:</b> <i>Sasha</i> .....	42
<b>Language</b> .....	46
<b>Grammar:</b> <i>Present perfect simple</i> – Die 2. Vergangenheit .....	48
<b>Text Production:</b> Sprachliche Mittel: Nützliche Adjektive – Verhaltensweisen und Gefühle .....	51
<b>Topic 6:</b> <b>Reading:</b> <i>Sadiq's journey</i> .....	53
<b>Language</b> .....	59
<b>Grammar:</b> <i>Conjunctions</i> – Bindewörter .....	60
<b>Text Production:</b> Sprachliche Mittel: .....	62
Was schreibst du in einem sachlichen Brief? .....	63

Fortsetzung siehe nächste Seite

<b>Topic 7:</b>	<b>Reading:</b> <i>Alicia's World Tour Diary</i> .....	65
	<b>Language</b> .....	69
	<b>Grammar:</b> <i>Adjectives and adverbs</i> – Adjektive und Adverbien .....	71
	<b>Text Production:</b> Sprachliche Mittel: Was sagst du am Telefon? .....	74
<b>Topic 8:</b>	<b>Reading:</b> <i>Valentine's Day Visit</i> .....	77
	<b>Language</b> .....	80
	<b>Grammar:</b> <i>Simple present</i> – einfaches Präsens .....	82
	<i>Present progressive</i> – die Verlaufsform des Präsens .....	83
	<b>Text Production:</b> Sprachliche Mittel: Wie gehst du auf deinen Gesprächspartner ein? .....	85
<b>Topic 9:</b>	<b>Reading:</b> <i>Body Piercing</i> .....	88
	<b>Language</b> .....	91
	<b>Grammar:</b> <i>if-clause</i> – Der Bedingungssatz .....	92
	<b>Text Production</b> .....	94
<b>Checkpoint</b> .....		97
<b>Vocabulary</b> .....		107
<b>Key</b> .....		115
Topic 1:	<i>Carnivals around the world</i> .....	116
Topic 2:	<i>Global Warming</i> .....	120
Topic 3:	<i>Beef in Fries?</i> .....	125
Topic 4:	<i>Star Problem</i> .....	129
Topic 5:	<i>Sasha</i> .....	134
Topic 6:	<i>Sadiq's journey</i> .....	138
Topic 7:	<i>Alicia's World Tour Diary</i> .....	142
Topic 8:	<i>Valentine's Day Visit</i> .....	147
Topic 9:	<i>Body Piercing</i> .....	152
Checkpoint	.....	156

**Autoren:** Monika Wanders und Philip Prowse

**Illustrator:** Rainer Thiele

# Vorwort

Liebe Schülerin, lieber Schüler,

wir gratulieren dir zu deiner Entscheidung, dich **aktiv** um das Lernen der englischen Sprache zu bemühen. Mit diesem Buch kannst du das Grundwissen der 9. Klasse wiederholen, deinen Kenntnisstand überprüfen und dich auf Tests oder Prüfungen vorbereiten. Es besteht aus vier Teilen:

- ▶ Das Kapitel **Topics and tasks** bildet den Hauptteil des Buches: Hier findest du **Texte** und **Aufgaben**, mit denen du die **sprachlichen Kompetenzen** Leseverstehen, Wortschatz, Grammatik, und Schreiben trainieren kannst.
- ▶ Das Kapitel **Checkpoint** enthält Aufgaben zu allen behandelten Grammatikthemen. Du kannst es als **Test** verwenden, um deinen Kenntnisstand zu prüfen.
- ▶ Unter **Vocabulary** findest du eine **Vokabelliste** mit schwierigen Wörtern, die in diesem Buch verwendet werden, und eine Liste der wichtigsten **unregelmäßigen Verben**.
- ▶ Das Kapitel **Key** enthält zu allen Aufgaben **ausführliche Lösungen**, damit du deine eigene Leistung kontrollieren kannst.

Auch wenn's mitunter schwer fällt – gib nicht auf! Denn Englisch ist eine **Weltsprache**, die dir in deinem Leben noch oft nützlich sein wird – egal ob im Urlaub oder in deinem zukünftigen Beruf.

Wir wünschen dir viel Erfolg und Freude bei der Arbeit mit diesem Buch!

All the best from the authors ...



Monika Wanders



Philip Prowse




## Topic 7: Alicia's World Tour Diary

*'Hi, Alicia here. Want to know what I get up to on tour? Well, here's a look at my diary for the day of my first UK concert.'*

1 **11 a.m.**

I'm finally in London. Flew in yesterday and still feel slightly jet-lagged, but of course really excited to be here at last. I can't tell you how nervous I am, but this is my first world tour! How cool – Frank, my masseur has just come in and he's going to give me a massage.

I think having a massage is just one of my all-time favourite things.



10 **12.30 p.m.**

Just had chicken salad for lunch at my hotel. I can't wait to go shopping – the shops in London are really hot. But I want to focus on my concert tonight, so I'm going to go shopping tomorrow.

**2.30 p.m.**

15 The sound-check – that's when we make sure that the microphones and everything are working – isn't until 4 p.m. but I'm going to leave now. I want to get there early and then have some sleep. Sleep is one thing I never get enough of!

**5.30 p.m.**

20 Sound-check went well and I had some sleep. I'm just going to do an interview for radio now.

**6.30 p.m.**

25 Had a really light meal. Just a small tuna salad. I love tuna so much because it's not too heavy and I'm going to be dancing a lot tonight. From now on it's time for me to be on my own and think about the show. I can't stop biting my nails!

**7.15 p.m.**

30 Time to start warming up. Singing a few of my songs to warm my voice up. I always drink so much water – it's good for me and my voice. Now it's time to get changed. I'm going to wear the pink top tonight to start with, instead of the orange one.

**8.45 p.m.**

Walk with Rob, my security guy, to the side of the stage. My dancers and I all hold hands in a circle to get ourselves ready.

**8.55 p. m.**

35 Aaarrgh! Show time! I hope it's going to be all right.

*Adapted from 'Dear Diary', Top of the Pops Magazine, Issue 69, Nov 2000, pp. 38/39*

**Vocabulary**

slightly (line 3): *leicht*

to focus on (line 12): *sich konzentrieren auf*

tuna (line 23): *Thunfisch*

security (line 32) *Sicherheit*

stage (line 32): *Bühne*

**Working on the text**

**70** Tick (✓) the right answer.

**a** On arrival Alicia feels ...

- a bit tired.
- bored.
- calm.
- hot.

**b** Frank has just given Alicia ...

- a message.
- a present.
- a massage.
- a tour guide.

**c** Alicia isn't going shopping today because ...

- of the weather.
- she couldn't wait.
- of her lunch.
- of the concert.







## Grammar

**Adjectives and adverbs – Adjektive und Adverbien**

**Adjektive** beschreiben, wie jemand oder etwas ist. Sie beschreiben **Eigenschaften von Nomen oder Pronomen** und werden deshalb auch **Eigenschaftswörter** genannt.

*Beispiel:* Alicia is nervous before the concert.

**Adverbien (Umstandswörter)** bestimmen andere Wörter im Satz ihrem Umstand nach näher: Adjektive, Verben, andere Adverbien, Mengenbezeichnungen und ganze Sätze.

*Beispiele:* Alicia is extremely nervous before the concert. → Adjektiv näher bestimmt  
*Sie ist äußerst nervös vor dem Konzert.*

Alicia sings wonderfully. → Verb

Alicia sings wunderbar.

Her band played very well. → Adverb

Ihre Band spielte sehr gut.

There were quite a lot of people at the concert. → Mengenbezeichnung  
*Es waren ziemlich viele Menschen in dem Konzert.*

Fortunately, she managed everything. → ganzer Satz

*Glücklicherweise hat sie alles gemeistert.*

Es gibt u. a. Adverbien des Ortes (z. B. *here, there*), der Zeit (z. B. *soon, already*), der Häufigkeit (z. B. *always, often*) und der Art und Weise (z. B. *carefully, beautifully*).

**Wie bildest du die Adverbien?**

- Die meisten Adverbien werden durch **Anhängen der Endung -ly** gebildet:

*Beispiele:* careful – carefully  
 clear – clearly  
 nervous – nervously  
 quick – quickly

- Besonderheiten** bei der Bildung der Adverbien:

- Endet das Adjektiv mit -y, wird das Adverb mit -ily gebildet:

*Beispiele:* angry – angrily  
 happy – happily  
 heavy – heavily

- Endet das Adjektiv mit -le, wird dies durch -ly ersetzt.

*Beispiele:* gentle – gently  
 probable – probably  
 simple – simply

- Einige Adverbien haben dieselbe Form wie die entsprechenden Adjektive:


*Beispiele:* daily, early, fair, fast, free, hard, wrong

- Beachte:** Das Adverb von good heißt *well*.


78 Mariah's friends are busy tonight. Fill in the gaps with the right form of the adverb.



a Diana is cooking for her friends  
\_\_\_\_\_ (eager).



b Tony is watching the football match  
\_\_\_\_\_ (lazy).



c Ian is looking forward to the musical  
\_\_\_\_\_ (excited).



d Mary is celebrating her birthday  
\_\_\_\_\_ (happy).



- f** Alicia prepares for her concert by ...
- drinking orange juice.
  - changing her songs.
  - washing herself.
  - singing some songs.
- g** Before the show starts Alicia ...
- stands in a circle with her dancers.
  - sings to her security guy.
  - holds hands with Rob.
  - goes for a long walk.

71

A	B	C	D
3	1	4	2

- 72 a** Alicia is ~~Australian~~ **American**.
- b** Alicia arrived in Great Britain ~~two days ago~~ **yesterday**.
- c** She thinks the ~~meals~~ **shops** in London are really hot.
- d** The sound-check takes place ~~after~~ **before** the concert.
- e** She ~~dislikes~~ **loves / likes / enjoys** having a massage.
- f** With Rob, her ~~fitness trainer~~ **security guy**, she walks to the side of the stage.
- g** Alicia is nervous, it's her ~~second~~ **first** world tour.
- h** She always drinks so much ~~cola~~ **water**.
- i** She starts warming up by singing a few songs to ~~cool down~~ **warm up** her voice.


73

7	She walked to the stage with Rob, her security guy. (l. 32)
3	She had some sleep. (l. 20)
4	She did an interview for radio. (l. 20 f.)
6	She warmed her voice up by singing some of her songs. (l. 27)
8	Alicia and her dancers held hands to get themselves ready. (l. 32 f.)
2	She went to the sound-check. (l. 15)
1	She had a massage. (l. 6 f.)
5	She ate a small tuna salad. (l. 23)

77



biscuit  
**bill**  
 queue  
**post**  
**toilet**  
 one-way ticket  
**rucksack**  
**shop**  
**pullover**  
 rubber



**cookie**  
 check  
**line**  
 mail  
 restroom  
**single ticket**  
 backpack  
 store  
 sweater  
**eraser**

- 78 a Diana is cooking for her friends **eagerly**.  
 b Tony is watching the football match **lazily**.  
 c Ian is looking forward to the musical **excitedly**.  
 d Mary is celebrating her birthday **happily**.

- 79 write an exam — seriously  
 live with your family — nervously  
 do your work — happily  
 pet your cat — quickly  
 cross the street — gently  
 a dog barking — carefully  
 ride your bike — well  
 sleep — loudly

- 80 It was a lovely day in September. The sun was shining **brightly**, a light breeze was blowing **gently** and the birds were singing **beautifully**, but Mariah didn't notice. She was worried because her work was going **badly** and her boss was terrible. As she was walking **slowly** down the road she met her friend Brian. He was on his way to his pub. They talked **seriously** about her problems. In the end Brian asked her to work at his pub. Mariah accepted his offer **happily**. What a lovely day for her.



© **STARK Verlag**

[www.stark-verlag.de](http://www.stark-verlag.de)  
[info@stark-verlag.de](mailto:info@stark-verlag.de)

Der Datenbestand der STARK Verlag GmbH ist urheberrechtlich international geschützt. Kein Teil dieser Daten darf ohne Zustimmung des Rechteinhabers in irgendeiner Form verwertet werden.

**STARK**