



**MEHR
ERFAHREN**

TRAINING






Realschule


Englisch 9. Klasse

STARK

Inhalt

Vorwort

Topics and Worksheets	1
Topic 1: Reading: Sky City	2
Grammar: Revision of the <i>simple present</i> and 	
the <i>present progressive</i>	5
Vocabulary: Shapes	7
Using your English: Text message	8
Test	9
Topic 2: Reading: Where's London Bridge?	10
Grammar: Revision – <i>simple past, past progressive,</i> 	
<i>present perfect simple</i> and <i>progressive, past perfect</i>	13
Vocabulary: Verbs, adverbs and adjectives	17
Using your English: Writing about photographs	18
Test	18
Topic 3: Reading: What's planned?	20
Grammar: Revision of the future tenses 	21
Vocabulary: Difficult words	23
Using your English: Writing a text	24
Test	24
Topic 4: Reading: Hollywood.....	26
Grammar: Conditional sentences (types I, II and III) 	29
Vocabulary: Understanding a sign	33
Using your English: Completing a dialogue	34
Test	35
Topic 5: Reading: The park ranger	37
Grammar: So, neither / nor	39
Vocabulary: Jobs	42
Using your English: Job application	43
Test	44
Topic 6: Reading: Changing the world	45
Grammar: Tenses in the passive 	48
Vocabulary: Adverbs	51
Using your English: Writing an article	52
Test	52

Topic 7:	Reading: Living with languages	54
	Grammar: Variations of the passive	57
	Vocabulary: British and American English	62
	Using your English: Completing a story	64
	Test	65
Topic 8:	Reading: Sport and leisure	66
	Grammar: Reported speech: tenses 	68
	Vocabulary: Prefixes	73
	Using your English: Writing a report	74
	Test	75
Topic 9:	Reading: Hungry?	76
	Grammar: Reported speech – pronouns, time, place, questions, orders, requests	78
	Vocabulary: Cooking	85
	Using your English: Writing a recipe	86
	Test	87
Topic 10:	Reading: What is Art?	88
	Grammar: The <i>to</i> -infinitive	90
	Vocabulary: Understanding a sign	95
	Using your English: Writing an e-mail	96
	Test	97
Topic 11:	Reading: The Grand Canyon	98
	Grammar: The <i>to</i> -infinitive and the <i>ing</i> -form	100
	Vocabulary: Prefixes and suffixes	106
	Using your English: Writing an e-mail to a friend / Sprachmittlung	107
	Test	111
Topic 12:	Reading: Need something done?	112
	Grammar: <i>have something done</i>	114
	Vocabulary: Useful phrases	116
	Using your English: Leaving a phone message / Completing a dialogue	117
	Test	118
Topic 13:	Reading: Drop, cover, hold on	119
	Grammar: <i>could/should/would + have + past participle</i>	121
	Vocabulary: Verbs and nouns	123
	Using your English: Designing a poster	123
	Test	124

Topic 14:	Reading: The Glastonbury Festival	125
	Grammar: Participle constructions	127
	Vocabulary: Pop festival vocabulary	130
	Using your English: Giving your opinion	131
	Test	132
Topic 15:	Reading: Pier 39	134
	Grammar: Der Infinitiv ohne <i>to</i>	136
	Vocabulary: Opposites	138
	Using your English: Creative writing	139
	Test	140
Vocabulary		141
Key		167
Stichwortverzeichnis		221



Im Hinblick auf eine eventuelle Begrenzung des Datenvolumens wird empfohlen, dass du dich beim Ansehen der Videos im WLAN befindest. Hast du keine Möglichkeit, den QR-Code zu scannen, findest du die Lernvideos auch unter:

Autor und Illustrator: Paul Jenkinson


Vorwort

Liebe Schülerin, lieber Schüler,

ist es dein Ziel, in Englisch besser oder sicherer zu werden? Dieses Buch hilft dir, den **Stoff der 9. Klasse** zu **verstehen**, **Grundwissen** zu **wiederholen** und anhand von abwechslungsreichen Texten und Aufgaben intensiv zu **üben**.

- ▶ Jedes *Topic* beginnt mit einem **Text** und vielfältigen Aufgaben, mit denen du das **Leseverstehen** trainieren kannst. Die Texte können z.B. eine Geschichte, ein Chat, Werbeanzeigen oder Steckbriefe sein.
- ▶ In jedem *Topic* wird ein bestimmter **Grammatikbereich** behandelt. Die Grammatikregeln kannst du dann gleich in **vielen Übungen** anwenden und dadurch **sicherer im Gebrauch des Englischen** werden.
- ▶ Zu einigen grammatischen Strukturen gibt es zusätzlich **Lernvideos**. An den entsprechenden Stellen im Buch befindet sich ein QR-Code, den du mithilfe deines Smartphones oder Tablets scannen kannst – du gelangst so schnell und einfach zum zugehörigen Lernvideo. 
- ▶ Auch deinen **Wortschatz** kannst du mit diesem Buch erweitern. Im Bereich „*Vocabulary*“ trainierst du z. B., Wörter aus dem Kontext zu erschließen, du erarbeitest Wortfelder, beschäftigst dich mit britischem und amerikanischem Englisch und verschiedenen Wortbildungsverfahren.
- ▶ Im Bereich „*Using your English*“ findest du viele abwechslungsreiche Aufgaben zum **Schreiben**. Die Übungen reichen vom Verfassen einzelner Sätze bis hin zu längeren zusammenhängenden Texten. Hier schreibst du z. B. eine E-Mail oder SMS, füllst ein Formular aus und beschreibst Fotos.
- ▶ Am Ende eines jeden *Topics* findest du einen **Test**. Mit diesen Aufgaben kannst du **überprüfen**, ob du die Grammatik beherrschst. Wenn du hier Fehler machst, solltest du dir die Erklärungen zur Grammatik noch einmal aufmerksam durchlesen und die Übungen später wiederholen.
- ▶ Im **Vokabelverzeichnis** kannst du unbekannte Wörter und wichtige unregelmäßige Verben nachschlagen.
- ▶ Die **Lösungen zu allen Aufgaben** findest du im *Key* am Ende des Buches.

Ich wünsche dir viel Spaß und Erfolg bei der Arbeit mit diesem Buch!


Paul Jenkinson

Topic 8: Sport and leisure

1 *Justine:* Hi, Chang. Have you seen the advert in the newspaper about the new sports centre?

Chang: No, I haven't.

Justine: It sounds really good. There's an open day – days really – I want to go
5 and have a look. Will you come, too?

Chang: I'm not sure.

Justine: I'll scan the advert and send it to you – think about it and phone me later.

Chang: Okay.

Later that day Chang read the advert that Justine had e-mailed him.

TRAFALGAR SPORTS

Trafalgar Sports is a new centre. We have three halls for indoor activities. Outside, we can offer many water sports on our private lake and river. We also have a climbing wall, outdoor go-karting and mountain bike tracks. Come along to one of our open days and look for yourself.

Open days: **Saturday, 4th June – Sunday, 5th June**

Times: **8 a.m. – 9 p.m.**

Courses: 60 minutes / 2 hours for mountain biking, sailing and windsurfing

Book: telephone: 0239/1111

 • website: www.trafalgarsports.com

 e-mail: trafalgarsports@sommerton.com



Courses available: squash, tennis, badminton, swimming, golf, horse riding, go-karting, climbing, mountain biking, windsurfing and sailing – or try out our fitness studio.

See you at the weekend!

TRAFALGAR SPORTS • Holly Farm, Old Lane Road, Sommerton




Vocabulary

open day (line 4): *Tag der offenen Tür*

Questions on the text

57 Tick (✓) the correct answer box or write a short answer.


a Where was the information about Trafalgar Sports?



A



B




C

b The open days are ...

- next weekend.
- during the week.
- at a weekend.


c What is Justine going to do first?



A



B



C

d Put the sports from the advert into the following lists. Write each sport only once.

- indoor sports _____

- outdoor sports _____


- both _____

e How many hours each day is the centre open for?

f How long are the longest courses?

g How many ways are there to book a place on a course?

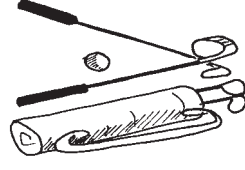
h Which sport can't you do at Trafalgar Sports?



A



B



C



Grammar



Was versteht man unter „indirekter Rede“?

In der direkten Rede macht ein Sprecher eine Äußerung. In der indirekten Rede **berichtet** ein Sprecher, **was eine andere Person gesagt hat**.

Beispiel: Sandy: My name is Sandy. (direkte Rede)

Lucy: She said her name was Sandy. (indirekte Rede)

Wie bildest du die indirekte Rede?

- Du beginnst die indirekte Rede mit einem **Verb der Mitteilung + that**. Verben, die die indirekte Rede einleiten können, sind z. B. (to) say, answer, write und explain. That kann auch weggelassen werden.

Beispiel: I wrote (that) I was going to England.

- In der indirekten Rede steht **kein Komma**.

- Du kannst die indirekte Rede auch durch (to) **tell someone (that)** einleiten. Beachte, dass du hier eine **Person (someone) nennen** musst.

Beispiel: Julia: The book is over there. (direkte Rede)

Julia tells Simon that the book is over there. (indirekte Rede)

- In der indirekten Rede werden die **Pronomen, Orts- und Zeitangaben** der direkten Rede verändert.

Beispiel: Larry: I'm playing tennis here next week.

He said he was playing tennis there the following week.

- Auch die **Zeitform** des Verbs kann sich verändern.

Beispiel: Paula: She went to school in America.

She said she had gone to school in America.

Was musst du bei den Zeitformen in der indirekten Rede beachten?

- Wenn das **einleitende Verb im present tense, present perfect oder Futur** steht, **bleibt das Verb in derselben Zeitform** wie in der direkten Rede.

Beispiel:

direct speech	reported speech
Jane: I sing in the bath.	She says she <u>sings</u> in the bath. She has said she <u>sings</u> in the bath.

- Wenn das **einleitende Verb im past tense** steht, dann wird das Verb der direkten Rede verändert. Es wird **um eine Zeitstufe zurückgesetzt**.

Beispiele:

direct speech	reported speech
present tense Joe: We <u>are</u> in London. Joe: We <u>are</u> visiting London.	past tense Joe said they <u>were</u> in London. Joe said they <u>were</u> visiting London.
past tense Joe: We <u>were</u> in London. Joe: We <u>were</u> visiting London.	past perfect Joe said they <u>had been</u> in London. Joe said they <u>had been</u> visiting London.
present perfect Joe: We <u>have</u> visited London. Joe: We <u>have</u> been visiting London.	past perfect Joe said they <u>had</u> visited London. Joe said they <u>had been</u> visiting London.

58 Write the following sentences in reported speech. To help you, the introductions in the past tense are in **bold print**.

- a** Manny: "Justine has just finished reading the advert."

Manny says

- b** Jason: "Martin ran to the shop."

Jason told Chang

- c** Owen: "I have been swimming."

Owen wrote

- d** Tina: "We were playing golf."

Tina writes

e Martin: "I'm in the garden."

Martin said

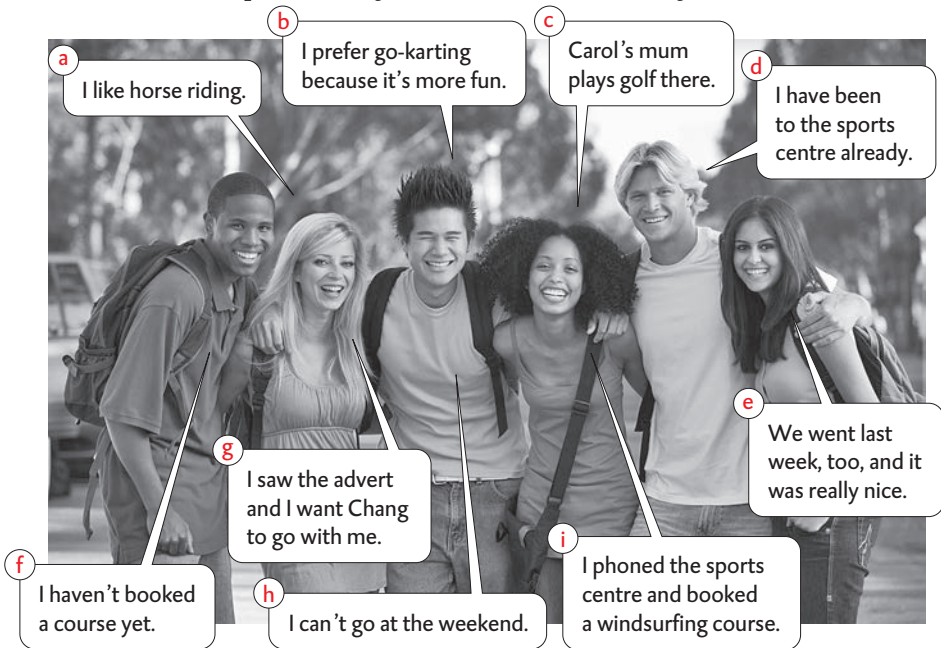
f Rachel: "Trevor has gone home."

Rachel tells Mike

g Arthur: "Carol loves horses."

Arthur said

59 Write the teenagers' direct speech as reported speech. Remember the tense changes. Use the introduction words in this order: *writes – answers – told Geoff – said – wrote – explained – says – tells Justine – tells everyone.*



a *Justine writes (that)* horse riding.

b *Chang* _____

c *Suki* _____

d *Harry* _____

e *Maria* _____

96 A new face on the South Rim

A new face on the South Rim

The Grand Canyon has some new inhabitants – cougars. Cougars are not often seen but they are on the South Rim. We want everyone to enjoy their stay in the National Park – people and animals. For that reason we would like you to take care when walking along the paths and through the forest.



Here are some simple rules:

- Don't walk alone, always stay in groups and walk noisily.
- Make sure that your children are not far away from you and you can see them.
- Never leave food where an animal can find it.

We don't want to scare our visitors but if you meet a cougar and it doesn't move away, you should try the following tactics:

- Never run away from one, instead walk slowly backwards away from it.
- Make yourself big – for example, put your arms above your head.
- The louder you are, the better.
- Don't allow anyone to leave your group – so keep together.

There are very few cougars in the area, so please tell a ranger if you see one.

You have just read about the cougars in a guide book and are talking to your friend in German. Suddenly someone starts talking to you in German, too. Can you give the person the information she asks for?

Frau: Entschuldigung, kannst du mir helfen? Ich habe ein Schild über Berglöwen gesehen. Gibt es hier wirklich welche? Ist die Wahrscheinlichkeit groß, dass mir einer über den Weg läuft?

Du: _____

Frau: Die Tiere sind doch bestimmt gefährlich. Warum verjagen die Ranger sie nicht?

Du: _____

Frau: Ich wollte heute spazieren gehen. Gibt es dafür Ratschläge?

Du: _____

Frau: Aber wie soll ich mich verhalten, wenn ich dennoch auf einen Berglöwen treffe?

Du: _____

Frau: Sollte ich irgendetwas machen, nachdem ich einen Berglöwen gesehen habe?

Du: _____


Frau: Warum?

Du: _____

Frau: Vielen Dank für deine Hilfe.

Topic 8: Sport and leisure


57 a Where was the information about Trafalgar Sports?



A



B



C

b The open days are ...

- next weekend.
 during the week.
 at a weekend.


c What is Justine going to do first?



A



B



C


- d
- *indoor sports*: squash, badminton, fitness studio
 - *outdoor sports*: go-karting, mountain biking, sailing, windsurfing, golf
 - *both*: climbing, tennis, horse riding, swimming

e 13 hours

f 2 hours

g 3 (phone, e-mail, website)

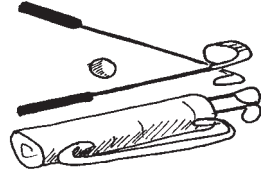
h Which sport can't you do at Trafalgar Sports?



A



B



C

- 58**
- a** Manny says (that) Justine has just finished reading the advert.
 - b** Jason told Chang (that) Martin had run to the shop.
 - c** Owen wrote (that) he had been swimming.
 - d** Tina writes (that) they were playing golf.
 - e** Martin said (that) he was in the garden.
 - f** Rachel tells Mike (that) Trevor has gone home.
 - g** Arthur said (that) Carol loved horses.
- 59**
- a** Justine writes (that) she likes horse riding.
 - b** Chang answers (that) he prefers go-karting because it is more fun.
 - c** Suki told Geoff (that) Carol's mum played golf there.
 - d** Harry said (that) he had been to the sports centre already.
 - e** Maria wrote (that) they had gone the week before, too, and it had been really nice.
 - f** Leo explained (that) he hadn't booked a course yet.
 - g** Justine says (that) she saw the advert and she wants Chang to go with her.
 - h** Chang tells Justine (that) he can't go at the weekend.
 - i** Suki tells everyone (that) she phoned the sports centre and booked a windsurfing course.
- 60**
- a** Justine wrote (that) she would like to go to the sports centre.
She said (that) she would play badminton.
She explained (that) she might go mountain biking, too.
She told Chang (that) she could swim so she might also take a windsurfing course.
 - b** Chang explained (that) he couldn't go on Saturday.
He said (that) he had to help his mum.
He told Justine (that) he could go on Sunday.
He suggested (that) she could phone him later.
He wrote (that) he might ask his mum again if he could go.



© **STARK Verlag**

www.stark-verlag.de
info@stark-verlag.de

Der Datenbestand der STARK Verlag GmbH ist urheberrechtlich international geschützt. Kein Teil dieser Daten darf ohne Zustimmung des Rechteinhabers in irgendeiner Form verwertet werden.

STARK